


WRP series

Wire Wound Resistor Power Type

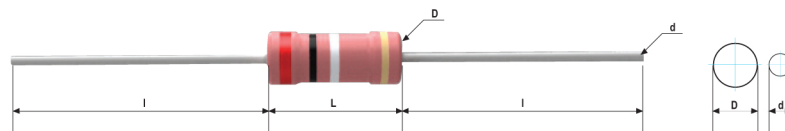
Wire Wound Resistors are plated with ceramic rod wire wound and then is coated with silicon paint.

Feature

- Coated with silicone resin of high resistance
- Ceramic rod results in performance levels far superior to general fiberglass core
- Available to high resistance by automatic winding
- Miniature size : (WRPS 1W, 2W, 3W) result in 50% space saving
- Coating Color : Silicon
- WRP (Standard) : Pink
- WRPS (Mini) : Pink
- Making : Color Coding
- Available Type : TC, TB, TR, TT, M-F, R-F (Please refer to 'Reference 1. TYPE')



Description



Dimension

Type	Dimension (mm)			
	L	D	l	d
WRP 1/2W	9.0±1.0	3.5±0.5	30.0±1.0	0.70±0.05
WRPS 1W	9.0±1.0	3.5±0.5	30.0±1.0	0.70±0.05
WRP 1W	11.0±1.0	4.0±0.5	30.0±1.0	0.70±0.05
WRPS 2W	11.0±1.0	4.0±0.5	30.0±1.0	0.70±0.05
WRP 2W	15.0±1.0	5.5±0.5	28.0±1.0	0.80±0.05
WRPS 3W	15.0±1.0	5.5±0.5	28.0±1.0	0.80±0.05

*Specifications given herein are changeable under to discuss with user and maybe changed at anytime without prior notice.

Rating

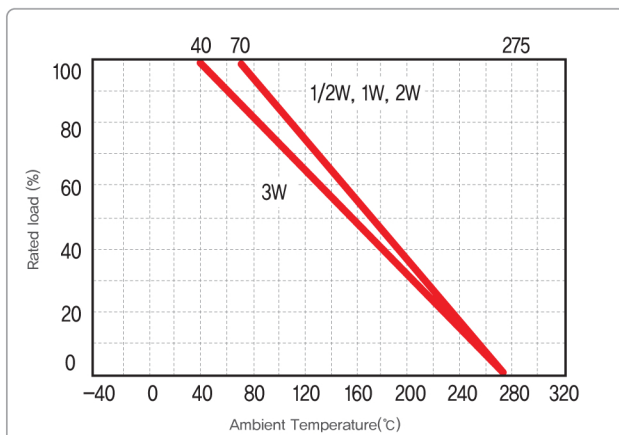
Type	Power Rating(W)	Max Working-Voltage(V)	Max Overload Voltage(V)	Dielectric Withstanding Voltage(V)	Operating Temp.(°C)	Resistance Range(Ω)	Resistance Tolerance (%)
WRP 1/2W	1/2	150	300	600	-40 ~ 155	0.1 ~ 220	F (±1%) G (±2%) J (±5%) K (±10%) L (±15%)
WRPS 1W	1	150	300	600			
WRP 1W	1	150	300	600			
WRPS 2W	2	200	400	600			
WRP 2W	2	200	400	600			
WRPS 3W	3	250	500	600			

* Other than those listed above resistance tolerance is ever set in consultation with the user side.

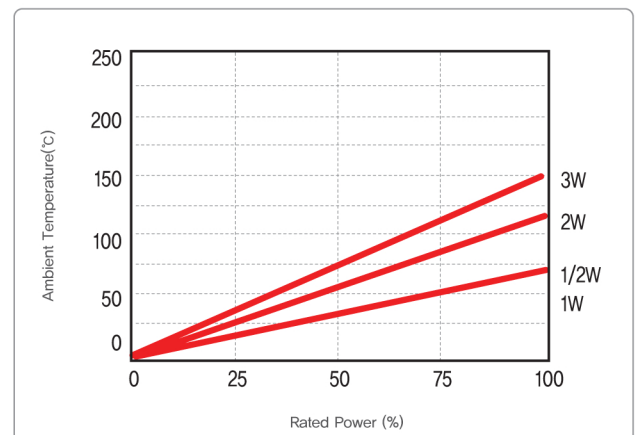
Performance

Test Items	Performance Requirements	Test Methods
Resistance	With specified tolerance	Measure resistance at 25°C
Temperature Coefficient Resistance	±400PPM/°C	+25°C / +125°C
Short Time Over Load	±2%	Rated voltage x 2.5 for 5sec Max overload voltage
Resistance Against Soldering Test	±1%	260 ±3°C, 2~2.5mm, 5±1sec measure resistance After 1hr at room temp
Load Life in Temperature	±5%	40±2°C, 90~95% RH, 1.5hr ON/0.5hr OFF, 120hr
Load Life in Moisture	±5%	70±2°C, 1.5hr ON/0.5hr OFF, 120hr

Derating Curve



Surface Temperature Rise



*Specifications given herein are changeable under to discuss with user and maybe changed at anytime without prior notice.